

SOPHISTICATED LADIES.

The prestige is to be dressed in wonderful colours.



fashion & passion

FASHION & PASSION.

PASSION IS LOVE FOR TECHNOLOGY.



EMMESpeakers makes of its design philosophy, as well as continuity, a company value.

The development is marked by consistency with the original principles of EMMESpeakers design, aimed at accuracy, control and a realistic reconstruction of sound events.

LORENZO MARTINELLI, Co-Owner & Chief Product Officer

PAOLO MARTINELLI, Co-Owner & Chief Commercial Officer

EMMESpeakers bases its design philosophy on three fundamental criteria:

- PSX System (parallel-series crossover), mixed parallel-series layout.
- BSSE System (box shape for sound enhancement), box shapes conceived to the sound optimization.
- Full Sealed Box, pneumatic suspension.


The unconventional two-and-a-half-way layout involves the use of two woofers having different characteristics, instead of identical woofers as in the classic two-and-a-half-way configuration. The PSX System distributes to each woofer the signal in function of single own power handling, endows to the speaker deep and controlled basses, in particular in a home context, as well as excellent power handling. The crossing with the tweeter, in parallel networking and reached at low frequency with the fourth acoustic order, completes the layout of the EMMESpeakers loudspeaker. The cabinet structure prevents the standing waves generation and uncontrolled box resonances, thanks to the "sandwich" technology: different panels CNC machined and subsequently pressed together. The result is a rigid, inert and well-damped cabinet. In the design and development stages, particular attention was devoted to the interaction between on-axis and off-axis sound emissions. The exterior shape is in function on the correct interaction between the two types of emission in the space. EMMESpeakers speakers are conceived to blend in harmoniously with the interior design, thanks to streamlined and sophisticated styling. Elegant and precious objects, capable of providing an enveloping sound with all musical genres.

EMMESpeakers speakers are distinguished by the rhythm, impact and spatial distribution of sound, rewarding the listeners with a highly enjoyable experience.





If you feel
a great passion,
you can break it too.




Luxury is excess
in everything,
especially in colours.



You refine feelings
through
the darkest night.








To look for green more
and more,
to be ever fashionable





Once in a while
to show your success
it's a wonderful sensation.



Designing a loudspeaker means conceiving the object not only as a correct reproducing of the sound message, with all that this implies in terms of technical and structural solutions, but also as an element in close communication with the environment surrounding it.

LIVIO CUCUZZA

designer of The New Beta and Gamma Reference Models

FASHION & PASSION.
FASHION IS PASSION FOR BEAUTY.



A designer is never simply called to address the aesthetic aspects, independently of the technical ones, as many believe, but must necessarily find the right balance, the fine line in the coexistence between form and function.

In the case of Emmespeakers speakers, the challenge was to combine the designer's studies on the influence of a tapered profile on the transducers' sound emissions with a shape coherent and dimensionally harmonic, in all three dimensions.

The "sandwich" technology employed in the construction of the cabinet implies working the wooden material using numerically controlled machines, which literally engrave each panel so as to define the exterior as well as interior profile. This process, which ensures an enormous solidity of the cabinet, entails a careful identification of the front profile, which will be necessarily repeated for the entire depth of the cabinet. A challenge in certain respects, but also a resource if worked out carefully at the design step.

As often occurs, also in the case of EMMESpeakers speakers, the simplification immediately seemed the correct strategy to pursue. I preferred to focus not on technical lines, but rather on the quest for a single curve that identified the fundamental elements of the original shape conceived in the workshop. The result is a "whole" object, whose tapered shape, narrower at the bottom and wider at the top, conveys a dynamic, yet stable image, also offering an extremely compact volume where the eye mostly perceives the dimension of the upper part of the cabinet. The streamlined, minimal, fluid design becomes a distinctive, but never invasive, trait of an object of quality conceived for listening pleasure, but which also proudly displays itself.



the new
BETA
loudspeaker

fashion&passion

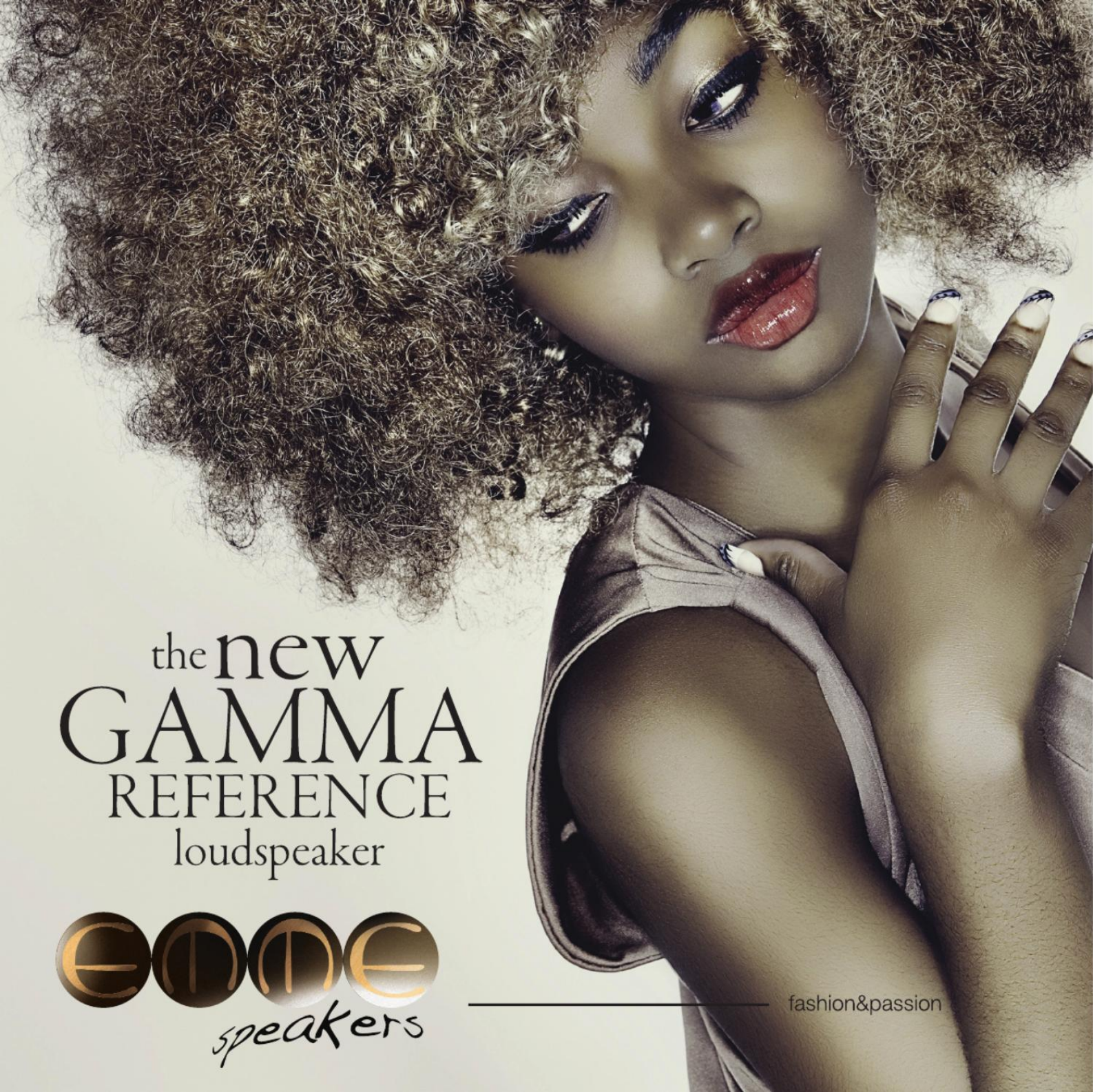
ENNE
speakers



the new BETA loudspeaker

- Sensitivity: 88 dB
- Pneumatic suspension
- Low frequency driver: 8"
- PSX System
- BSSE System (box shape for sound enhancement)
- Power handling: 20 - 180 watts
- Weight: 25 kg
- Sandwich structure
- Box shapes conceived optimise sound


emmespeakers.com



the new
GAMMA
REFERENCE
loudspeaker

ENME
speakers

fashion&passion



the new GAMMA REFERENCE loudspeaker

- Sensitivity: 88 dB
- Pneumatic suspension
- Low frequency driver: 12"
- PSX System
- BSSE System (box shape for sound enhancement)
- Power handling: 50 - 200 watts
- Weight: 75 kg
- Sandwich structure
- Box shapes conceived optimise sound

emmespeakers.com



EMMERack

top class modular audio rack

fashion&passion

ENDE
speakers


EMMERack

top class modular audio rack

- Shelf thickness: 25 mm
- Luxury finishes
- Uprights in hand polished stainless steel
- Load capability for each shelf: up to 70 kg
- Shelf dimensions (and usable surface on top shelf):
690mm width x 610mm depth
- Shelf thickness: 25 mm
- O-rings decoupling
- Height adjustable spikes

Available in four standard modules:

- The Base Module: overall height 123mm with support disks
 - The 100 Module: overall height 116mm - usable height 90mm
 - The 200 Module: overall height 216mm - usable height 190mm
 - The 300 Module: overall height 316mm - usable height 290mm
-
- Usable surface: 574mm width x 552mm depth
 - Additional uprights available: 100mm, 90mm or 25mm height
 - Net weight (in typical configuration of three shelves Base+200+300 modules) 41 kg



emmespeakers.com


Luxury Finishes



Golden Age (gold like leaf)



Silver Opulence (silver like leaf)




Shocking Copper (copper leaf)



Imperial Bronze (bronze leaf)




Fashion Finishes




Rubin Red (glossy lacquer)




Green Fashion (glossy lacquer)




Cool Black (glossy lacquer)



Red Passion (metallic)



Deep Night Blue (metallic)



Moon White (metallic)



EMMESpeakers snc - C.so Lodi 106 - 20139 Milano - Italy
www.emmespeakers.com

info@emmespeakers.com l.martinelli@emmespeakers.com p.martinelli@emmespeakers.com