



2019

High End

Product Catalog



- Audio Interconnects
- Speaker Interfaces
- AC Power Products
- Custom Speaker Products
- StyleLine USA (only)
- Vero Personal Audio

MIT
Music Interface Technologies™

More than Just Cable!®

Terms of Sale

- 3% 30, Net 31-from ship date (date of invoice). OAC
- Prompt payment discounts will be honored only if paid within terms of invoice. No exceptions.
- A monthly fee of 1% will be charged on all delinquent accounts. (12% per annum).
- **Make all payments to CVTL, Inc. Prepaid with Credit Card** (American Express, Master Card or Visa) or **Wire transfer**.

International payments by wire transfer only.

Use the following address for all wire transfers:

CVTL, Inc., Bank of America-49 and Bell Branch, Auburn, CA USA 95604 Swift Code: BOFAUSA3N

ABA (or routing/transit number) 0260-0959-3; Account number: 12589-07306

Freight

- Orders over \$500 receive prepaid ground shipping. (Contiguous U.S.) delivery.
- Freight is not prepaid on spooled goods.
- Faster service always available at additional cost.
- All shipments F.O.B., 4130 Citrus Ave., #5, Rocklin, California 95677.

Sales Policy

- These terms and conditions are subject to change without notice.
- Owing to our policy of continually improving product and processes, MIT reserves the right to change products, specifications and pricing without notice.

Return Policy


- All returns must be authorized by MIT Customer Service with a return authorization (RMA) number.
- RMA numbers must be clearly marked on the outside of the package.
- Returns without RMA numbers on the outside of the package will be refused.
- RMA numbers may be obtained by calling (916) 625-0129, faxing (916) 625-0149 or e-mailing customerservice@mitcables.com with the following details:
 - proof of purchase • quantity • model • description • reason for return
- Proof of Purchase is required for all warranty repairs.
- All special orders (custom length/custom terminations) are non-cancelable and non-returnable.
- Ship returns with qualified RMA# to 4130 Citrus Ave., #5, Rocklin, CA 95677.

Service Fee

- Most special orders can be completed for additional charge. Please call 916-625-0129 or e-mail info@mitcables.com for pricing.

Contents

SECTION

	Section
1 Audio Interconnects <i>Analog and Digital audio interfaces</i>	1
2 Speaker Interfaces <i>A full line of quality speaker cables</i>	2
3 Power Products  <i>Clean power for AC and video</i>	3
4 Custom Speaker Products <i>For the installer/innovator</i>	4
5 SL USA <i>Audio Interfaces</i>	5
6 Personal Audio <i>Veo Headphone Amp and cable products</i>	6
Information/Technical Notes Addendum	A

Shipping Schedule

See below for a general idea of the shipping times required. Many MIT products are built to order and take more time, depending on the complexity of the product.



Custom Installation Products

Ship within 24-48 hours



Power Products

Ship within 3-5 days



Audio Interconnects

Ship within 24-48 hours for most products or within 7-10 Days for Heritage and SL-Matrix products



Speaker Interfaces

Ship within 24 hours for iconns and jumpers, and within 7-10 Days for Heritage and SL-Matrix products

Limited Lifetime Warranty - Life of Product

By registering your MIT product within 90 days of purchase, your MIT product warranty will be extended to Limited Lifetime, or to 12 months for Z series filters, to the original owner. To register online please go to <http://www.mitcables.com> and complete the online form. If you prefer to mail it, you can fill out the enclosed warranty card and return it to MIT.

IMPORTANT: Oracle Series products MUST INCLUDE THE SERIAL NUMBER to extend to Limited Lifetime Warranty

FAILURE TO REGISTER WILL RESULT IN THE WARRANTY PERIOD BEING LIMITED TO A PERIOD OF 90 DAYS ONLY

EVO Series

	Section/Page
<i>EVO One Audio Interconnect</i>	1.2
<i>EVO Two Audio Interconnect</i>	1.2
<i>EVO Three Audio Interconnect</i>	1.2

2C3D Series

<i>Level One Audio Interconnect</i>	1.3
<i>Level Two Audio Interconnect</i>	1.3
<i>Level Three Audio Interconnect</i>	1.3

Digital USB Interconnects

<i>StyleLink USB Interconnect</i>	1.4
<i>StyleLink Plus USB Interconnect</i>	1.4
<i>SL-Matrix USB Interconnect</i>	1.4

Digital Coaxial Interconnects**SPDIF Connectors**

<i>StyleLine Digital Coaxial</i>	1.5
<i>SL-Matrix Digital Coaxial</i>	1.5
<i>SL-Matrix Plus Digital Coaxial</i>	1.5

AES/EBU Connectors

<i>SL-Matrix Plus Digital Coaxial</i>	1.6
---------------------------------------	-----

Phono Interconnects

	Section/Page
<i>StyleLine Phono</i>	1.7
<i>SL-Matrix Phono</i>	1.7
<i>SL-29 Phono</i>	1.8

Y Cables**SL-Matrix (RCA/Single-Ended)**

<i>Female to Male</i>	1.9
<i>Male to Female</i>	1.9

SL-Matrix XLR (Balanced)

<i>Female to Male</i>	1.9
<i>Male to Female</i>	1.9



These products ship within 5-7 days

MIT Heritage Series

Over the last 30 years MIT has introduced many successful products that garnered a large following based (in part) on excellent reviews published in the absolute sound (AVt1), *6 moons.com* (Shotgun S1), and *Stereophile* recommended components (CVT Terminator 2). Bruce decided to look into keeping these three special models alive by enhancing them with improved parts and miniaturizing techniques inside other "Heritage Enclosures". This would allow him to resurrect and perpetuate them as the EVO 1, EVO2 and EVO3 models. Bruce regards this project as a "homage" to these highly regarded products.

Historical Perspective

Approximately 2-Years ago a highly regarded amplifier manufacturer told Bruce Brisson he desired a "great sounding \$10k speaker cable" to showcase his less expensive designs.

He further referenced the performance of the SHD 120 Speaker cable within that discussion as a Bench Mark to shoot for. The

designer's goal was to deliver performance approaching the SHD 120 speaker cables (~29K/pr) for about half the cost. Brisson knew this would require extreme cuts in parts and labor. Machined aluminum enclosures were eliminated and special tuning options removed in favor of fixed (preset) circuits. While circuit topologies remained similar or the same, capacitor and inductor sizes were reduced by using more "through hole" technology on printed circuit boards.

To put it simply: Bruce took Oracle and Matrix topologies, used smaller capacitors and inductors of the same values and 'stuffed' them into the 750/330 (AKA Heritage) black boxes. These products are called the MIT MI-2C3D series. They are now available in three levels; 2C3D Level 1, Level 2 and Level 3.

With the inclusion of three EVO versions, MIT introduces 6 performance levels as The Heritage Series for 2017. We think you will love them as much as we do!



EVO Three Interconnect—RCA

EVO Three interconnects: Once the AVt 1 with 5 poles, MIT has appropriately stepped up the articulation with 9 poles to keep the chain of custody whole and intact, making the best possible interface for the money. Made in the USA and fitted with premium RCA or XLR connectors for peak performance.

SKU	PRODUCT	QUANTITY	LENGTH
EVO3RCA-1	EVO Three RCA Interconnect	Pair	1 m (3.3 ft.)
EVO3RCA-1.5	" " "	Pair	1.5 m (5 ft.)
EVO3RCA-2	" " "	Pair	2 m (6.6 ft.)
EVO3RCA-3	" " "	Pair	3 m (10 ft.)

EVO Three Interconnect—XLR **10X** Poles of Articulation

SKU	PRODUCT	QUANTITY	LENGTH
EVO3XLR-1	EVO Three XLR Interconnect	Pair	1 m (3.3 ft.)
EVO3XLR-1.5	" " "	Pair	1.5 m (5 ft.)
EVO3XLR-2	" " "	Pair	2 m (6.6 ft.)
EVO3XLR-3	" " "	Pair	3 m (10 ft.)

**9X**

Like 9X the Performance of Just Cable!

Additional lengths available.


EVO Two Interconnect—RCA

Robert J. Reina loved the CVT2 interconnects so much with the CVT Terminator 2, we took the original 9 pole networks and tweaked them up to 28 poles, adding the adjustable impedance matching networks. The result is the perfect line level interface for the EVO Two Speaker cables! Available in RCA and XLR versions.

SKU	PRODUCT	QUANTITY	LENGTH
EVO2RCA-1	EVO Two RCA Interconnect	Pair	1 m (3.3 ft.)
EVO2RCA-1.5	" " "	Pair	1.5 m (5 ft.)
EVO2RCA-2	" " "	Pair	2 m (6.6 ft.)
EVO2RCA-3	" " "	Pair	3 m (10 ft.)

EVO Two Interconnect—XLR **29X** Poles of Articulation

SKU	PRODUCT	QUANTITY	LENGTH
EVO2XLR-1	EVO Two XLR Interconnect	Pair	1 m (3.3 ft.)
EVO2XLR-1.5	" " "	Pair	1.5 m (5 ft.)
EVO2XLR-2	" " "	Pair	2 m (6.6 ft.)
EVO2XLR-3	" " "	Pair	3 m (10 ft.)

**28X**

Like 28X the Performance of Just Cable!

Additional lengths available.

EVO One Interconnect—RCA

Beginning their reign of popularity in the same *6 moons.com* review, Paul Candy recognized the Shotgun 1 interfaces as the perfect complement to the S1 Speaker cable. Newly evolved from 10 poles to 35 poles, EVO One interconnects are built to keep up with the enhanced EVO One Speaker cables. Features MIT's impedance matching circuitry in RCA or XLR.

SKU	PRODUCT	QUANTITY	LENGTH
EVO1RCA-1	EVO One RCA Interconnect	Pair	1 m (3.3 ft.)
EVO1RCA-1.5	" " "	Pair	1.5 m (5 ft.)
EVO1RCA-2	" " "	Pair	2 m (6.6 ft.)
EVO1RCA-3	" " "	Pair	3 m (10 ft.)

EVO One Interconnect—XLR **36X** Poles of Articulation

SKU	PRODUCT	QUANTITY	LENGTH
EVO1XLR-1	EVO One XLR Interconnect	Pair	1 m (3.3 ft.)
EVO1XLR-1.5	" " "	Pair	1.5 m (5 ft.)
EVO1XLR-2	" " "	Pair	2 m (6.6 ft.)
EVO1XLR-3	" " "	Pair	3 m (10 ft.)

**35X**

Like 35X the Performance of Just Cable!

Additional lengths available.



MI-2C3D Level Three Interconnect—RCA

2C3D Level 3 Interconnects are designed to protect the chain of custody like the original Magnum MA interconnects as the signal heads for the newly renovated Level 3 Speaker cable. The Level 3 leads as the winner in terms of cost versus performance. These units also feature selectable impedance matching on XLR and RCA.

SKU	PRODUCT	QUANTITY	LENGTH
2C3DMI2RCA-1	MI-2C3D Level Three RCA IC	Pair	1 m (3.3 ft.)
2C3DMI2RCA-1.5	" " "	Pair	1.5 m (5 ft.)
2C3DMI2RCA-2	" " "	Pair	2 m (6.6 ft.)
2C3DMI2RCA-3	" " "	Pair	3 m (10 ft.)

Level Three Interconnect—XLR

SKU	PRODUCT	QUANTITY	LENGTH
2C3DMI3XLR-1	MI-2C3D Level Three XLR IC	Pair	1 m (3.3 ft.)
2C3DMI3XLR-1.5	" " "	Pair	1.5 m (5 ft.)
2C3DMI3XLR-2	" " "	Pair	2 m (6.6 ft.)
2C3DMI3XLR-3	" " "	Pair	3 m (10 ft.)

Additional lengths available.

MI-2C3D Level Two Interconnect—RCA

2C3D Level 2 Interconnects are the perfect complement to the Level 2 Speaker cable. We start with the SL-50 circuits and by adding the 2C3D boards. We have another winner in terms of value and performance. These units also feature "through hole" printed circuit boards and smaller parts mounted in our "Heritage 350 Enclosures" that are so recognizable as MIT interfaces. Features selectable impedance matching on both XLR and RCA.

SKU	PRODUCT	QUANTITY	LENGTH
2C3DMI2RCA-1	MI-2C3D Level Two RCA IC	Pair	1 m (3.3 ft.)
2C3DMI2RCA-1.5	" " "	Pair	1.5 m (5 ft.)
2C3DMI2RCA-2	" " "	Pair	2 m (6.6 ft.)
2C3DMI2RCA-3	" " "	Pair	3 m (10 ft.)

Level Two Interconnect—XLR

SKU	PRODUCT	QUANTITY	LENGTH
2C3DMI2XLR-1	MI-2C3D Level Two XLR IC	Pair	1 m (3.3 ft.)
2C3DMI2XLR-1.5	" " "	Pair	1.5 m (5 ft.)
2C3DMI2XLR-2	" " "	Pair	2 m (6.6 ft.)
2C3DMI2XLR-3	" " "	Pair	3 m (10 ft.)

MI-2C3D Level One Interconnect—RCA

Best of Class. Also based on original Oracle MA circuits and miniaturized by using "through hole" printed circuit boards with smaller parts. Features SHD, HD and 2C3D technology to match the Level 1 Speaker cables. For further savings all of this technology is "stuffed" in the "Heritage 350 Enclosures" that are so recognizable as MIT interfaces. Features selectable impedance matching on both XLR and RCA.


SKU	PRODUCT	QUANTITY	LENGTH
2C3DMI1RCA-1	MI-2C3D Level One RCA IC	Pair	1 m (3.3 ft.)
2C3DMI1RCA-1.5	" " "	Pair	1.5 m (5 ft.)
2C3DMI1RCA-2	" " "	Pair	2 m (6.6 ft.)
2C3DMI1RCA-3	" " "	Pair	3 m (10 ft.)

Level One Interconnect—XLR

SKU	PRODUCT	QUANTITY	LENGTH
2C3DMI1XLR-1	MI-2C3D Level One XLR IC	Pair	1 m (3.3 ft.)
2C3DMI1XLR-1.5	" " "	Pair	1.5 m (5 ft.)
2C3DMI1XLR-2	" " "	Pair	2 m (6.6 ft.)
2C3DMI1XLR-3	" " "	Pair	3 m (10 ft.)



Additional lengths available.



Additional lengths available.



StyleLink and StyleLink *Plus* High Speed USB Interconnects



MIT Cables first USB offering, designed with the computer audiophile in mind. Featuring premium materials for the highest error-free data transmission of your digital media files. Supports data transmission up to the USB maximum of 480 Mbps, providing dependable, error-free, high-speed performance, allowing your system to reach its highest possible data transfer rate.

StyleLink USB

Features Oxygen-Free Copper (OFC) center conductors, heavy-duty 24 gauge conductors. Triple shielded to eliminate extraneous noise—for excellent RFI and EMI noise rejection. Meets or exceeds all USB 2.0 specifications—assures your digital system will perform at maximum speed.

SKU	PRODUCT	QUANTITY	LENGTH
SL-USB-1	StyleLink USB	1 pc.	1 m (3.3 ft.)
SL-USB-2	" "	1 pc.	2 m (6.6 ft.)
SL-USB-3	" "	1 pc.	3 m (10 ft.)



StyleLink *Plus* USB

All the features of the StyleLink USB, plus premium silver-plated Oxygen-Free Copper (OFC) center conductors, and a rugged braided jacket.

SKU	PRODUCT	QUANTITY	LENGTH
SL-USBP-1	StyleLink USB <i>Plus</i>	1 pc.	1 m (3.3 ft.)
SL-USBP-2	" "	1 pc.	2 m (6.6 ft.)
SL-USBP-3	" "	1 pc.	3 m (10 ft.)



SL-Matrix USB

Digital audio waveforms are in the shape of square waves, and the highest fidelity is achieved when a USB cable preserves the original squared shape. Most cables tend to overshoot or undershoot on those square waves as each pulse starts and stops, as well as exhibiting impedance mismatches between each data leg, creating timing (phase) errors known as jitter.

MIT's SL-Matrix USB audio cables employ proprietary designs that minimize jitter. The two data legs are carefully matched and stabilized in impedance, and noise filters at each end of the cable provide equal filtering between each signal leg. This differential construction allows the USB device to check for residual errors. By reducing these timing errors and lowering the noise floor, your AV equipment's error correction circuitry will need to do less work, allowing your system to do its job better – getting all of the music to your ears.



SKU	PRODUCT	QUANTITY	LENGTH
SL-MTRXUSB-1	SL-Matrix USB	1 pc.	1 m (3.3 ft.)
SL-MTRXUSB-2	" "	1 pc.	2 m (6.6 ft.)
SL-MTRXUSB-3	" "	1 pc.	3 m (10 ft.)



StyleLine Digital Coaxial

Good!

Features & Benefits:

- **MIT's patented Digital Technology**—Eliminates jitter-based distortions found in all other cables, delivering natural timbre & precise imaging.
- **Silver-clad OFC Copper center conductor**—Improved low-level detail.
- **Gas-injected P.E. insulation**—Reduces distortions resulting from non-linear, dielectric-based, energy storage.
- **True 75-Ohm construction**—Optimum match per industry standards.



Additional lengths available in 1 meter increments:
Consult Price Sheet.

SKU	PRODUCT	QUANTITY	LENGTH
SL-DIG-1	StyleLine Digital Coaxial	1 pc.	1 m (3.3 ft.)
SL-DIG-1.5	" " "	1 pc.	1.5 m (4.9 ft.)
SL-DIG-2	" " "	1 pc.	2 m (6.6 ft.)
SL-DIG-3	" " "	1 pc.	3 m (10 ft.)

SL-Matrix Digital Coaxial

Better!

Features & Benefits:

- **MIT's patented Digital Terminator Technology**—Eliminates jitter-based distortions found in all other cables, delivering natural timbre & precise imaging. New micro-component networks located in RCA housing eliminate need for network box!
- **18 Gauge Silver-Clad center conductor**—Enhanced low-level detail & noise rejection.
- **Triple-shielded**—Ensures maximum noise rejection.
- **Gas-injected P.E. insulation**—Reduces distortions resulting from non-linear, dielectric-based, energy storage.



Additional lengths available in 1 meter increments:
Consult Price Sheet.

SKU	PRODUCT	QUANTITY	LENGTH
SL-MTRXDIG-1	SL-Matrix Digital Coaxial	1 pc.	1 m (3.3 ft.)
SL-MTRXDIG-1.5	" " "	1 pc.	1.5 m (4.9 ft.)
SL-MTRXDIG-2	" " "	1 pc.	2 m (6.6 ft.)
SL-MTRXDIG-3	" " "	1 pc.	3 m (10 ft.)

SL-Matrix Plus Digital Coaxial

Best!

The SL-Matrix Plus Digital (75 Ohm) starts with the original design of the highly regarded Magnum Digital interconnect and adds network technology from the Oracle Digital cables to eliminate undesirable reflections and false signals that can damage the digital waveform. The SL-Matrix Plus Digital will present the listener with a lowered noise floor and a "jitter free" signal, providing a huge soundstage without loss of detail or density. A remarkably musical interface that sounds more analog than digital.

Features & Benefits:

- **Meets Mil spec MIL-C-17 construction**
- **.445" overall diameter, includes PE braid**
- **.999999% oxygen free copper**
- **PE Dielectric**—Reduces distortions resulting from non-linear, dielectric-based, energy storage.
- **Outer shield braided**—95% coverage equals greatest signal rejection



Additional lengths available in 1 meter increments:
Consult Price Sheet.

SKU	PRODUCT	QUANTITY	LENGTH
SL-MTRXDIGP-1	SL-Matrix Plus Digital Coaxial	1 pc.	1 m (3.3 ft.)
SL-MTRXDIGP-1.5	" " "	1 pc.	1.5 m (4.2 ft.)
SL-MTRXDIGP-2	" " "	1 pc.	2 m (6.6 ft.)
SL-MTRXDIGP-3	" " "	1 pc.	3 m (10 ft.)



AES/EBU XLR
SL-Matrix *Plus* Digital Coaxial XLR

Manufactured to 110 Ohm AES/EBU specifications, the SL-Matrix Digital Plus XLR is built upon on a proprietary combination of conductor sizes, stranding types and teflon dielectric. The SL-Matrix Digital Plus has the lowest noise floor and a “jitter free” signal, providing a huge soundstage without loss of detail or density. A remarkably musical interface that sounds more analog than digital.

Features & Benefits:

- **3 X 24 gauge .999999% pure copper mains with teflon insulation. Each main is composed of both stranded and solid wire**—Quality materials deliver lower resistance for improved performance.
- **99.9999% pure copper outer shield**—provides maximum rejection of EMI and RFI.
- **PVC jacket and a PE outer braid**—for a lifetime of trouble-free use.



Additional lengths available in 1 meter increments: Consult Price Sheet.

SKU	PRODUCT	QUANTITY	LENGTH
SL-MTRXDIGPXL-1	SL-Matrix <i>Plus</i> Digital Coax XLR	1 pc.	1 m (3.3 ft.)
SL-MTRXDIGPXL-1.5	" " "	1 pc.	1.5 m (4.2 ft.)
SL-MTRXDIGPXL-2	" " "	1 pc.	2 m (6.6 ft.)
SL-MTRXDIGPXL-3	" " "	1 pc.	3 m (10 ft.)



StyleLine Phono Interface

The StyleLine Phono interface showcases MIT's breakthrough miniaturization technology with its MPC connector. MIT is able to construct Multipole networks on a wafer so small they fit inside an RCA connector! Measurements in our labs have shown consistently excellent results, allowing this new generation of surface-mounted parts to focus energy. The result is dimensional, natural and without blurring.


Features & Benefits:

- **Multipole Technology**—wafered within our MPC connectors results in better bass, better midrange and smoother highs.
- **Quanti-Shield Technology**—QST provides 98% RFI noise rejection and chassis-to-chassis ground circuits create a “black background” for audio.


SKU	PRODUCT	LENGTH
SL-PHONO-1	SL-Matrix Phono Interconnect	1 m (3.3 ft.)
SL-PHONO-1.5	"	1.5 m (5 ft.)
SL-PHONO-2	"	2 m (6.6 ft.)
SL-PHONO-3	"	3 m (10 ft.)

Additional lengths available in 1 meter increments: Consult Price Sheet.

Available with DIN connectors for an additional fee of \$90.00 per set. Please specify straight or 90 degree DIN.


3X

Like 3X the Performance of Just Cable!

1


MPC Connectors contain miniaturized Multipole networks surface mounted on wafers.

SL-Matrix Phono Interface

The SL-Matrix Phono interface features our original handmade networks developed with technology derived from our hybrid CVT and other popular interfaces. Form follows function with small, rounded network housings that are easy to pull through or install in cabinetry. New, smaller Multipole networks are remarkably easy to match and allows the circuitry to become more focused and significantly quieter than any conventional phono interconnect.

This interface also uses Quanti-Shield technology for a silent, noise-free background.

Features & Benefits:

- **Hand wound coils**—and combined “through mount” hand-soldered PC technology: known for their more natural timbre.
- **“SIT”**— Stable Image Technology: critical to image definition and creation of the sonic envelope, or space in audio reproduction.

SKU	PRODUCT	LENGTH
SL-MTRX-PHONO-1	SL-Matrix Phono Interconnect	1 m (3.3 ft.)
SL-MTRX-PHONO-1.5	"	1.5 m (5 ft.)
SL-MTRX-PHONO-2	"	2 m (6.6 ft.)
SL-MTRX-PHONO-3	"	3 m (10 ft.)

Available with DIN connectors for an additional fee of \$100.00 per set. Please specify straight or 90 degree DIN.


10x

Like 10X the Performance of Just Cable!



SL-29 Phono Interface—RCA, XLR* or DIN Connectors

The new SL 29 Phono interface features upgraded MIT articulation networks developed with technology derived from our SL series interconnects. New and smaller networks that are remarkably easy to match allow Multipole circuitry to become more focused and significantly quieter than any conventional phono interface.

Bruce Brisson insisted on three reference requirements that the SL 29's "350" network enclosure should provide, with a target price of "less than \$5000":


1. More Poles of Articulation—Multipole technology, tuned to the exact analog frequencies that create a seductive sense of "liquidity" most commonly associated with the sound of analog tape or vinyl recordings.

2. A silent background—*Quanti-Shield* technology. MIT looked at new shields and discovered that more is better along with improved grounding circuits to create an "empty canvas" to "paint" on.

3. Impedance Matching Network—to make cartridges and stage amps or preamps work with less reflection and less noise insertion from reflected energy.

Features & Benefits:

- **Hand wound coils**—known for more natural timbre and combined "through-mount" hand soldered PC technology
- **SIT™ Stable Image Technology**—critical to image definition and creation of the sonic envelope, or space
- **Impedance matching**—tune your phono interconnects to various cartridge impedances
- **RCA, DIN or XLR connections**



More on Impedance matching circuitry:
by using the unique sliding selector built into the network enclosure selecting 47k ohms, 1000 ohms, or 100 ohms, you can ensure precise matching of MM or MC cartridges to preamplifier input impedances.

SL-29 Phono Interface—RCA

Phono Interface with RCA connectors.

SKU	PRODUCT	LENGTH
SL29-PHONO-1	SL 29 Phono Interconnect—RCA	1 m (3.3 ft.)
SL29-PHONO-1.5	" " "	1.5 m (5 ft.)
SL29-PHONO-2	" " "	2 m (6.6 ft.)
SL29-PHONO-3	" " "	3 m (10 ft.)



SL-29 Phono Interface—DIN

Phono Interface with DIN to RCA connectors.


SKU	PRODUCT	LENGTH
SL29-PHONO-DIN-1	SL 29 Phono Interconnect—DIN	1 m (3.3 ft.)
SL29-PHONO-DIN-1.5	" " "	1.5 m (5 ft.)
SL29-PHONO-DIN-2	" " "	2 m (6.6 ft.)
SL29-PHONO-DIN-3	" " "	3 m (10 ft.)

29X Like 29X the Performance of Just Cable!

*XLR Special Order Only



DIN Connector



SL-Matrix Y Connector, Single-Ended

A Single-ended (RCA) Y Connector for applications such as sub-woofers and split center channels, etc. Available in 1 Female to 2 Male, or 1 Male to 2 Female.

CODE	DESCRIPTION	LENGTH
SLMY1F2M	Single-ended Y Con., Female to Male	12 in.
SLMY2F1M	Single-ended Y Con., Male to Female	12 in.



SL-Matrix Y Connector, Balanced Proline

A balanced Y Connector that maintains MIT performance for applications such as sub-woofers and split center channels, etc. Available in 1 Female to 2 Male, or 1 Male to 2 Female.

CODE	DESCRIPTION	LENGTH
SLMPROY1F2M	Proline Balanced Y Con., Female to Male	12 in.
SLMPROY1M2F	Proline Balanced Y Con., Male to Female	12 in.



1



Proudly Engineered
and Made in the USA

2 Speaker Interfaces

EVO Series

	Section/Page
<i>EVO Three Speaker Interface</i>	2.2
<i>EVO Two Speaker Interface</i>	2.2
<i>EVO One Speaker Interface</i>	2.2

2C3D Series

<i>Level Three Speaker Interface</i>	2.3
<i>Level Two Speaker Interface</i>	2.3
<i>Level One Speaker Interface</i>	2.3



These products ship within 7-10 days

Speaker Jumper Cables

	Section/Page
<i>StyleLine Jumper Set</i>	2.4
<i>SL-Matrix Jumper Set</i>	2.4
<i>SL-Matrix Plus Jumper Set</i>	2.4



These products ship within 5-7 days

iconn™ Interchangeable Connectors

<i>Pin-base</i>	2.5
<i>Regular Spades, Universal</i>	2.5
<i>Regular Bananas</i>	2.5
<i>Economy Spades, Universal</i>	2.5



These products ship within 24-48 hours

MIT Heritage Series

Over the last 30 years MIT has introduced many successful products that garnered a large following based (in part) on excellent reviews published in the abso!ute sound (AVt1), *6 moons.com* (Shotgun S1), and *Stereophile* recommended components (CVT Terminator 2). Bruce decided to look into keeping these three special models alive by enhancing them with improved parts and miniaturizing techniques inside other "Heritage Enclosures". This would allow him to resurrect and perpetuate them as the EVO 1, EVO2 and EVO3 models. Bruce regards this project as a "homage" to these highly regarded products.

Historical Perspective

Approximately 2-Years ago a highly regarded amplifier manufacturer told Bruce Brisson he desired a "great sounding \$10k speaker cable" to showcase his less expensive designs.

He further referenced the performance of the SHD 120 Speaker cable within that discussion as a Bench Mark to shoot for. The

designer's goal was to deliver performance approaching the SHD 120 speaker cables (~29K/pr) for about half the cost. Brisson knew this would require extreme cuts in parts and labor. Machined aluminum enclosures were eliminated and special tuning options removed in favor of fixed (preset) circuits. While circuit topologies remained similar or the same, capacitor and inductor sizes were reduced by using more "through hole" technology on printed circuit boards.

To put it simply: Bruce took Oracle and Matrix topologies, used smaller capacitors and inductors of the same values and 'stuffed' them into the 750/330 (AKA Heritage) black boxes. These products are called the MIT MI-2C3D series. They are now available in three levels; 2C3D Level 1, Level 2 and Level 3.

With the inclusion of three EVO versions, MIT introduces 6 performance levels as The Heritage Series for 2017. We think you will love them as much as we do!



EVO Three Speaker Interface

Paul Seydor and Neil Gader called the AVt 1 “absolutely, rivetingly convincing... overwhelms any incidental reservations I’ve expressed”. Reissued as the EVO Three, MIT added 10 poles of articulation for a total of 21 poles of raw excitement and pure resolution. A must for any audiophile’s system. Provided pre-terminated with banana connectors on inputs and spades on the output ends. Lightweight and flexible to fit on any floor standing speaker, or speakers on stands, without undue strain on connectors or binding posts.

SKU	PRODUCT	QUANTITY	LENGTH
EVO3S-08	EVO Two Speaker Interface	Pair	8 ft. (2.44 m)
EVO3S-10	“ “ “	Pair	10 ft. (3.05 m)
EVO3S-12	“ “ “	Pair	12 ft. (3.66 m)
EVO3S-15	“ “ “	Pair	15 ft. (4.60 m)


21X

Like 21X the Performance of Just Cable!

AVt 1 Review; the absolute sound

EVO Three Speaker Interface—Bi-Wired **22X** Poles of Articulation

SKU	PRODUCT	QUANTITY	LENGTH
EVO3SBW-08	EVO Two Bi-Wired Spkr Interface	Pair	8 ft. (2.44 m)
EVO3SBW-10	“ “ “	Pair	10 ft. (3.05 m)
EVO3SBW-12	“ “ “	Pair	12 ft. (3.66 m)
EVO3SBW-15	“ “ “	Pair	15 ft. (4.60 m)

Additional lengths available.

EVO Two Speaker Interface

In a review by Robert J. Reina for *Stereophile* magazine (recommended components), the 15 pole CVT Terminator 2 has evolved into the 33 pole EVO Two Speaker Cable. Now fitted with input and output enclosures to house the additional (18 pole) networks. With 33 poles of articulation EVO Two is at the heart of the EVO series. Finished with the original ICONN connector system. Includes spades and bananas.

SKU	PRODUCT	QUANTITY	LENGTH
EVO2S-08	EVO Two Speaker Interface	Pair	8 ft. (2.44 m)
EVO2S-10	“ “ “	Pair	10 ft. (3.05 m)
EVO2S-12	“ “ “	Pair	12 ft. (3.66 m)
EVO2S-15	“ “ “	Pair	15 ft. (4.60 m)


33X

Like 33X the Performance of Just Cable!

EVO Two Speaker Interface—Bi-Wired **34X** Poles of Articulation

SKU	PRODUCT	QUANTITY	LENGTH
EVO2SBW-08	EVO Two Bi-Wired Spkr Interface	Pair	8 ft. (2.44 m)
EVO2SBW-10	“ “ “	Pair	10 ft. (3.05 m)
EVO2SBW-12	“ “ “	Pair	12 ft. (3.66 m)
EVO2SBW-15	“ “ “	Pair	15 ft. (4.60 m)


CVT Terminator 2 Review; www.stereophile.com

Additional lengths available.

EVO One Speaker Interface

In a rave review by Paul Candy for *6moons.com*, Paul lauds the Shotgun S1, the (17 pole) backbone for EVO One. Shotgun 1 has evolved into the EVO One, requiring an input and an output enclosure to house the additional (33 pole) networks. With 50 poles of articulation EVO One rises to the best of the EVO series. Finished with the latest SL series ICONN connector system with spades and bananas, it is completed with anodized red and black shells to indicate polarity.

SKU	PRODUCT	QUANTITY	LENGTH
EVO1S-08	EVO One Speaker Interface	Pair	8 ft. (2.44 m)
EVO1S-10	“ “ “	Pair	10 ft. (3.05 m)
EVO1S-12	“ “ “	Pair	12 ft. (3.66 m)
EVO1S-15	“ “ “	Pair	15 ft. (4.60 m)


50X

Like 50X the Performance of Just Cable!

EVO One Speaker Interface—Bi-Wired **51X** Poles of Articulation

SKU	PRODUCT	QUANTITY	LENGTH
EVO1SBW-08	EVO One Bi-Wired Spkr Interface	Pair	8 ft. (2.44 m)
EVO1SBW-10	“ “ “	Pair	10 ft. (3.05 m)
EVO1SBW-12	“ “ “	Pair	12 ft. (3.66 m)
EVO1SBW-15	“ “ “	Pair	15 ft. (4.60 m)

Shotgun 1 Review; www.6moons.com

Additional lengths available.

Level Three Speaker Interface

2C3D Level 3 Speaker Cables mimic the performance of the Magnum MA series, while shrinking costs by removing the costly Metal “shoe” and removable tails. Now soldered from end-to-end, we split the networks into two smaller enclosures connected by a super flexible conductor group. One third of the cost has been removed from this design, making real High End performance more accessible than ever. ICONN universal connector system included for spades or bananas.

SKU	PRODUCT	QUANTITY	LENGTH
2C3DMI3SPK-08	MI-2C3D Level Three Speaker	Pair	8 ft. (2.44 m)
2C3DMI3SPK-10	“ “ “	Pair	10 ft. (3.05 m)
2C3DMI3SPK-12	“ “ “	Pair	12 ft. (3.66 m)
2C3DMI3SPK-15	“ “ “	Pair	15 ft. (4.60 m)



Additional lengths available.

Level Three Speaker Interface—Bi-Wired

SKU	PRODUCT	QUANTITY	LENGTH
2C3DMI3BW-08	MI-2C3D Level Three Bi-Wired Spkr	Pair	8 ft. (2.44 m)
2C3DMI3BW-10	“ “ “	Pair	10 ft. (3.05 m)
2C3DMI3BW-12	“ “ “	Pair	12 ft. (3.66 m)
2C3DMI3BW-15	“ “ “	Pair	15 ft. (4.60 m)

Level Two Speaker Interface

Level 2 Speaker Cables get right to the heart of the music. Taking the challenge of another High End manufacturer to “build the best \$10,000 cable you can build”, the Level 2 rises to the occasion. Fashioned after the Oracle HD90 (~\$15000) this component delivers real High End performance at a fraction of the price. Includes SHD, HD and 2C3D circuitry in the Heritage enclosure. Oracle Spades included, also available in Bi-Wire.

SKU	PRODUCT	QUANTITY	LENGTH
2C3DMI2SPK-08	MI-2C3D Level Two Speaker	Pair	8 ft. (2.44 m)
2C3DMI2SPK-10	“ “ “	Pair	10 ft. (3.05 m)
2C3DMI2SPK-12	“ “ “	Pair	12 ft. (3.66 m)
2C3DMI2SPK-15	“ “ “	Pair	15 ft. (4.60 m)



Additional lengths available.

Level Two Speaker Interface—Bi-Wired

SKU	PRODUCT	QUANTITY	LENGTH
2C3DMI2BW-08	MI-2C3D Level Two Bi-Wired Spkr	Pair	8 ft. (2.44 m)
2C3DMI2BW-10	“ “ “	Pair	10 ft. (3.05 m)
2C3DMI2BW-12	“ “ “	Pair	12 ft. (3.66 m)
2C3DMI2BW-15	“ “ “	Pair	15 ft. (4.60 m)

Level One Speaker Interface

Best of Class. This ambitious design targets the performance of our \$30,000 Oracle SHD 120 at about half the price. We used most of the SHD, HD and 2C3D circuitry from the 120s, but made everything smaller. By using “through hole” printed circuit boards and smaller components we reduced size by about 50%. Level 1 is Reference grade at “Real World” prices. Oracle Spades included. Also available in Bi-Wire.

SKU	PRODUCT	QUANTITY	LENGTH
2C3DMI1SPK-08	MI-2C3D Level One Speaker	Pair	8 ft. (2.44 m)
2C3DMI1SPK-10	“ “ “	Pair	10 ft. (3.05 m)
2C3DMI1SPK-12	“ “ “	Pair	12 ft. (3.66 m)
2C3DMI1SPK-15	“ “ “	Pair	15 ft. (4.60 m)



Additional lengths available.

Level One Speaker Interface—Bi-Wired

SKU	PRODUCT	QUANTITY	LENGTH
2C3DMI1BW-08	MI-2C3D Level One Bi-Wired Spkr	Pair	8 ft. (2.44 m)
2C3DMI1BW-10	“ “ “	Pair	10 ft. (3.05 m)
2C3DMI1BW-12	“ “ “	Pair	12 ft. (3.66 m)
2C3DMI1BW-15	“ “ “	Pair	15 ft. (4.60 m)

MIT Jumper Cables are designed to fit bi-wire speaker applications perfectly—for a clean, reliable connection!

Music Interface Technologies is now offering jumper cables in three levels: StyleLine, SL-Matrix and SL-Matrix *Plus*. *StyleLine Jumpers are offered in 12 inch lengths only. SL-Matrix and SL-Matrix Plus Jumpers are available in 16 to 32 inch lengths (40.6 to 81.3 cm), fixed price, lengths cut to order.*

StyleLine Jumper Set

Adapts your speaker interface to a bi-wired speaker. Constructed from the same materials as the StyleLine speaker cables for a perfect match, these jumpers are made by joining the positive and negative conductors together with a stylish enclosure. Terminated with banana and regular spade connectors, the SL jumpers measure 12 inches from end-to-end.




SKU	DESCRIPTION	QUANTITY
SLJUMP-12	StyleLine Jumper set	set of 2

2

SL-Matrix Jumper Set

SL-Matrix Jumpers come as a two-piece set for left and right channels. These versatile connectors are made by “bunching” the + and - wires in a twisted ratio for proper dielectric properties, and are finished with a (common) nylon woven outer jacket. Each end splits into two (red and black) output tails of 6” and is fitted with (lead-free soldered) iconn connectors for any combination of spades or bananas. SL-Matrix Jumpers are flexible, fit neatly and sound great!



- High-quality 250 strand 12 gauge wire
- Oxygen-Free copper
- Uses the versatile iconn™ connector system for a reliable connection. Includes 4 sets each of Spades & Bananas, with insulators and lock-nuts.

SKU	DESCRIPTION	QUANTITY
SL-MTRXJUMP-32	SL-Matrix Jumper set	set of 2


SL-Matrix *Plus* Jumper Set

SL-Matrix *Plus* Jumpers come as four separate pieces. Made of the same center conductor geometry as our SL-Matrix Output Tails. Fitted with (lead-free) soldered iconn connectors for any combination of spade and banana, and finished with the same woven nylon jacket to perfectly match SL-Matrix Speaker cables. NOTE: Dielectrics and conductor geometry make this jumper somewhat firm compared to SL-Matrix Jumpers. Jumpers less than 16 inches are not recommended.



- Patented Varilay® construction
- Oxygen-Free copper
- Uses the versatile iconn™ connector system for a reliable connection. Includes 4 sets each of Spades & Bananas, with insulators and lock-nuts.

SKU	DESCRIPTION	QUANTITY
SL-MTRXJUMPP-32	SL-Matrix <i>Plus</i> Jumper set	set of 4



A totally new concept in speaker interface connections!

No matter what your connection needs are, the solution is just a few seconds away. Whether it is spades, bananas or pins, the MIT® iconn™ system can provide a quick and easy solution. The iconn system foundation is the Pin Base™, which comes standard on all MIT speaker interfaces. The Pin-Base is threaded to accept iconn spades or bananas, making speaker interfaces work in any system configuration. Provided with red and black boots for a finished look.

iconn Pin Base *(used for all iconn connections)*


Used alone, solder-on Pin Base is perfect for in-wall speakers with push-pin terminals, and is the base for all iconn connectors listed below.



SKU	DESCRIPTION	QUANTITY
ICPB-4	iconn pin base	set of 4
ICPB-100	iconn pin base master carton	100 pieces

iconn Regular Spade—Universal Size!

For use on standard binding posts and terminal strips. The iconn regular spade screws onto the Pin-Base and is locked into alignment with the provided lock-nut. Machined from the highest quality materials and gold plated for a durable corrosion-free connection.



SKU	DESCRIPTION	QUANTITY
ICRS-4	iconn regular spade	set of 4
ICRS-50	iconn regular spades	50 piece bag

iconn Regular Banana

For use on recessed banana jacks and binding posts. The iconn banana screws flush to the Pin-Base for maximum contact. Machined from the highest quality materials and gold plated for a permanent corrosion-free connection.



SKU	DESCRIPTION	QUANTITY
ICRB-4	iconn regular banana	set of 4
ICRB-50	iconn regular bananas	50 piece bag

iconn Economy Spade—Universal Size!

A less expensive option to the regular spade that fits most popular binding post and terminal strip sizes. The iconn economy spade screws onto the Pin-Base and is locked into alignment with the provided lock-nut. Gold plated for a durable corrosion free connection.



SKU	DESCRIPTION	QUANTITY
ICES-4	iconn economy spade	set of 4
ICES-50	iconn economy spades	50 piece bag

3

Power Products

AC Power Cords—Non Networked *Section/Page**SL-Matrix Z-Cord* 3.2*SL-Matrix Z-Cord Plus* 3.2**In-wall AC Power Conditioners***Z Duplex 15* 3.3*Z Duplex 20* 3.3*Z Duplex 20 Super* 3.3**AC Power Conditioners***Z Powerbar II Power Conditioner—110V* 3.4*Z Powerbar II Power Conditioner—220-250V* 3.5**Predator Series Power Cords***Predator 3 AC Power Cord* 3.6*Predator 6 AC Power Cord* 3.6**Predator AC Noise Traps***Predator 3 Noise Trap* 3.7*Predator 6 Noise Trap* 3.7**Predator AC Noise Filtering** *Explained* 3.8

These products ship within 3-5 days

*When ordering Power Cords for use
outside the US & Canada:
Use chart on page 3.5*

SL-Matrix Z-Cord® (AC Power Cord)

This high quality power cable can be terminated with NEMA standard plugs.
110V—250V; 20 amp.

Features & Benefits:

- .999999% pure copper
- Foil Shielded • 300V, 60° shielded, 100% coverage
- 20AWG Drain Wire
- UL/CSA/FT4 listed
- 100% Outer Shield Covering
- 0.402 outer diameter



Additional lengths available.

SKU	DESCRIPTION	LENGTH
SL-MTRXZC-2	SL-Matrix Z-Cord	2 m (6.6 ft.)
SL-MTRXZC-3	"	3 m (9.8 ft.)
SL-MTRXZC-4	"	4 m (13.1 ft.)

Outside U.S. & Canada: Use chart on Page 3.8

3

SL-Matrix Z-Cord® Plus (AC Power Cord)

This highest quality OCC power cable can be terminated with NEMA standard plugs.

Features & Benefits:


- 3X12 AWG OCC (Ohno continuous cast) copper conductors for lowest resistance over distance
- Three separate conductors with TPE (Teflon®) dielectric (Red, Green, Black)
- Double shielded for optimal field coupled noise rejection
- Foil shield for UHF rejection
- Braided shield for noise rejection of lower frequencies
- 110-220V 20 amp
- CL/3 and FT/4 rated for conformity to international fire regulations
- Precision twisted for optimal noise rejection
- Additional shield can be terminated to facilitate star grounding circuits



Additional lengths available.

SKU	DESCRIPTION	LENGTH
SL-MTRXZCP-2	SL-Matrix Plus Z-Cord	2 m (6.6 ft.)
SL-MTRXZCP-3	"	3 m (9.8 ft.)
SL-MTRXZCP-4	"	4 m (13.1 ft.)

Outside U.S. & Canada: Use chart on Page 3.7




Z Duplex—the perfect way to retrofit AC line conditioning.

Designed to be easily installed in new or existing wall outlet receptacles, the Z Duplex is the perfect solution for that newly installed or upgraded home theater. The result? Once the Z circuitry is working to clean, condition and protect your AV system, you will instantly enjoy “blackier” blacks, deeper color saturation, and increased shadow detail; movie sound tracks come through with much clearer dialog. Foley sounds and background music become more distinguishable, with theater-like quality. Because Z Filterpole technology lowers the noise floor, you will enjoy pinpoint audio image placement within a lifelike sound-stage, all with clear and authoritative bass.

Z Duplex 15 & 20 (15 & 20 Amp Configurations)**Features & Benefits:**

- Three patented, parallel tuned filters engineered to remove noise from any 50-60 Hz AC power line. Unlike the common series filter, the Z Duplex will not limit dynamics, or reflect noise back at the source (amp, etc.)
- Elimination of common mode and differential mode noise:
For video: reduced noise results in improved black levels & color saturation, and improves overall realism and depth.
For audio: improved dimensionality, better detail and improved dynamic contrast.
- Power Factor correction for efficient energy use & longer component life.
- Designed to fit in standard electrical receptacles.
- No special tools or adaptors needed.
- Installs in minutes!
- Ideal for all analog components.




Z Duplex 15 Amp (above) and Z Duplex 20 Amp (left).

SKU	DESCRIPTION	QUANTITY
ZDUP15	Z Duplex 15 Amp In-wall AC Power Conditioner	1 Piece
ZDUP20	Z Duplex 20 Amp In-wall AC Power Conditioner	1 Piece

Z Duplex 20 Super (20 Amp)**Features & Benefits:**

- Six patented, parallel tuned filters operating over the widest frequency range, engineered to remove noise from any 50-60 Hz AC power line. Unlike the common series filter, the Z Duplex 20 Super will not limit dynamics, or reflect noise back at the source (amp, etc.)
- Elimination of common mode and differential mode noise:
For video: reduced noise results in improved black levels & color saturation, and improves overall realism and depth.
For audio: improved dimensionality, better detail and improved dynamic contrast.
- Power Factor correction for efficient energy use & longer component life.
- Designed to fit in standard electrical receptacles.
- Does not inject noise like series filters.
- Ideal for digital or analog components.



SKU	DESCRIPTION	QUANTITY
ZDUP20-SUPER	Z Duplex 20 Super 20 Amp In-wall AC Power Conditioner	1 Piece

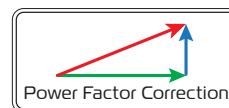


Tip: Read about Filterpole Technology on Page A3



Z Powerbar II—110V

Z Powerbar II—MIT introduces an all new “Audiophile Grade” energy distribution system with noise devouring filters plus dual switches to enable additional tuning of PFC (Power Factor Correction).



Based on proven parallel noise filtration circuits The Z Powerbar II adds another 12 “filter poles” to increase efficiency from 24 to 36 poles over the original Powerbar. As you would expect, these additional parallel filters are strategically placed on bands that carry unwanted high frequency noise.

Power Factor can change over the period of the day. Also, your neighbors can inject noise into the power lines you share. Besides the additional filtration, the Z Powerbar II has two front mounted switches to adjust Power Factor to maximize efficiency.

Features and Benefits:



- **Thirty-six parallel tuned filters** operating over an Ultra Wide bandwidth, engineered to “attract and destroy” AC noise from incoming 110V, 50-60 Hz AC power sources. (Unlike series filters used by competitors, the Z Powerbar II will not limit current or dynamics!). You can plug power hungry amplifiers directly into the Powerbar II serving up to 1800 watts
- **1 Isolated Hospital Grade duplex (red):** This pair of outlets are switched on at the back of the unit near the resettable fuse. Once in the “on” position, they remain “always hot” for devices with memory that must remain on when not in use.
- **5 (Orange) duplexes** are switched on by the power switch on the front of the Z PB II to power up the individual components. Each duplex is Isolated from others and features Hospital Grade clamping power needed for a solid grip to the blades on large gauge power cords. Will support more than 1.5 lbs at the plug.
- **Power Factor correction:** Dual PFC switches to tune incoming AC power for maximum efficiency.
- **Surge and spike protection:** for noise-free A/V performance and improved service life.
- **15 amp 115V or 10 amp 230V breakers with resettable switch.**
- **Excellent for silent AV power distribution** near fluorescent lights and low voltage lighting.
- **Includes UL approved power cord (USA).** Japan units include PSE approved power cord and PSE approved duplex outlets.

SKU	DESCRIPTION
POWERBAR II	Z Powerbar II—110V



NEMA 15 US configuration shown.



Z Powerbar II—220-250V—CE (Shuko)



Features and Benefits:



• **Thirty-six parallel tuned filters** operating over an Ultra Wide bandwidth, engineered to “attract and destroy” AC noise from incoming 110V, 50-60 Hz AC power sources. (Unlike series filters used by competitors, the Z Powerbar II will not limit current or dynamics!). You can plug power hungry amplifiers directly into the Powerbar II serving up to 1800 watts

• **1 Isolated Shuko (red):** This outlet is switched on at the back of the unit near the resettable fuse. Once in the “on” position it will remain “always hot” for devices with memory that must remain on when not in use.

- **3 (Orange) Isolated Shuko outlets** switched on by the power switch on the front of the ZPBII to power up the individual components.
- **Power Factor correction:** Dual PFC switches to tune incoming AC power for maximum efficiency.
- **Surge and spike protection:** for noise-free A/V performance and improved service life.
- **10 amp 230V breaker** with resettable switch.
- **Excellent power delivery** when silent AV power distribution is needed near fluorescent lights and low voltage lighting.
- **Includes CE approved power cord** and CE approved Shuko outlets.
- **Robust grounding system** to quiet and protect separate components that may include sensitive high end turntables.
- **Ideal for Analog and Digital components** operating on the same circuit.

SKU	DESCRIPTION
POWERBAR II CE	Z Powerbar II—230V

Always Perfect Power!™

“Understanding Power Factor”— To download a PDF version of this publication, click this link or simply paste <https://mitcables.com/download/1918/> into your web browser’s search window.



Dual PFC switches to tune incoming AC power for maximum efficiency.



CE-European configuration.



Predators devour Noise! MIT's new *Predator Series Filter Cords* are a perfect addition to your system to increase both audio and video performance, and bring you more enjoyment from your music and movies. Their patented parallel AC Filterpole technology works to clean and condition the power going to your AV system without the compromises that nearly all other power conditioners introduce, with their series filters that can actually CREATE noise and limit the available current.

Powerline noise can be introduced to your system either directly from your appliances and tools for example, or indirectly, when the line itself acts as an antenna to inject external radio frequency and electromagnetic interference. Today, more sources of noise exist because of all the digital equipment in our homes and offices.

Powerline noise affects both our audio and video signals, as well as slowing down the digital data streams on our networks. Audio can



be affected by distortions introduced in contaminated equipment, and can manifest itself as subtle grainy distortions, compressed imaging, and unnatural or harsh timbre.

Similarly, video picture quality will suffer in the form of slight graininess or snow, especially in darker pictures.

The level of contrast and depth of field are affected, as is the natural detail that comes from accurately passing very high frequencies. In extreme conditions, line noise can create visible hum bars and color shifts.

MIT's Z-Series power filtration products feature our patented parallel AC Filterpoles, which includes specially-tuned networks for eliminating reflected noise and converting it to harmless thermal heat, discharging it to ground. This is done by creating a very low impedance across the load at a variety of frequencies corresponding to sources of unwanted noise.

3

Predator Three AC Filter Cord

Features and Benefits

- Three Filterpoles optimized for AC powerline and video noise reduction
- Noise filtering provides improved black levels and color saturation
- Provides lower noise floor, resulting in improved dimensionality and more natural timbre reproduction for your audio
- Non current limiting

SKU	PRODUCT	QUANTITY	LENGTH
ZPRED3-2	Predator Three AC Power Cord	One	2 m (6.6 ft.)
ZPRED3-3	Predator Three AC Power Cord	One	3 m (9.8 ft.)
ZPRED3-4	Predator Three AC Power Cord	One	4 m (13.1 ft.)



Predator Six AC Filter Cord

Features and Benefits

- Six Filterpoles optimized for AC powerline and video noise reduction
- Compared to our Predator 3 model: wider bandwidth noise filtering provides superior black levels and color saturation, reduced grain and "snow", and overall better detail and dynamic contrast for your video
- Power factor correction provides superior dynamics and soundstaging for your audio
- Non current limiting

SKU	PRODUCT	QUANTITY	LENGTH
ZPRED6-2	Predator Six AC Power Cord	One	2 m (6.6 ft.)
ZPRED6-3	Predator Six AC Power Cord	One	3 m (9.8 ft.)
ZPRED6-4	Predator Six AC Power Cord	One	4 m (13.1 ft.)



Predators devour Noise! MIT's new Predator 3 and Predator 6 AC Noise Traps are simple and affordable ways to increase both audio and video performance in your system, and bring you more enjoyment from your music



and movies. Simple plug-in modules that house patented parallel AC Filterpole technology, they work to clean and condition the power going to nearby components plugged into the same circuit.

Predator Three AC Plug In Noise Trap



Features & Benefits:

- Three Filterpoles optimized for AC RFI noise reduction
- Noise filtering provides improved black levels and color saturation
- Provides lower noise floor, resulting in improved dimensionality and more natural timbre reproduction for your audio
- No installation needed, just plug in to an outlet or power strip
- Non current limiting

SKU	PRODUCT	QUANTITY
ZPRED3WW	Predator 3 Plug In Noise Trap	One



3

Predator Six AC Plug In Noise Trap



- Six Filterpoles optimized for AC powerline and video noise reduction
- Compared to the Predator 3: wider-bandwidth filtering provides superior black levels and color saturation, reduced grain and "snow", and overall better detail and dynamic contrast for your video
- Power factor correction provides superior dynamics and soundstaging for your audio
- Non current limiting

SKU	PRODUCT	QUANTITY
ZPRED6WW	Predator 6 Plug In Noise Trap	One





Predator™ Series AC Noise Filtering

With power comes noise. The very power it takes to drive your audio (or home theater) system can have a damaging effect on audio and video fidelity by allowing noise pollution into your system.

Powerline noise can be introduced to your stereo system, flat-screen displays, internet router, even game controllers, either directly from your appliances and tools, or indirectly, when the AC line itself acts as an antenna to inject external radio frequency and electromagnetic interference. *Any device connected to your AC line can be a potential source of distortion.* Many times, a noise source might be coming from a neighbors table saw down the street!

Noise In—Noise Out!

Powerline noise affects both our audio *and* video signals, as well as slowing down the digital data streams on our networks. Audio can be affected by distortions introduced in contaminated equipment, and can manifest itself as subtle distortions and unnatural or harsh timbre. Video picture quality will suffer in the form of slight graininess or snow, especially in darker pictures. The level of contrast and depth of field are affected, as is the natural detail that comes from accurately passing very high frequencies.

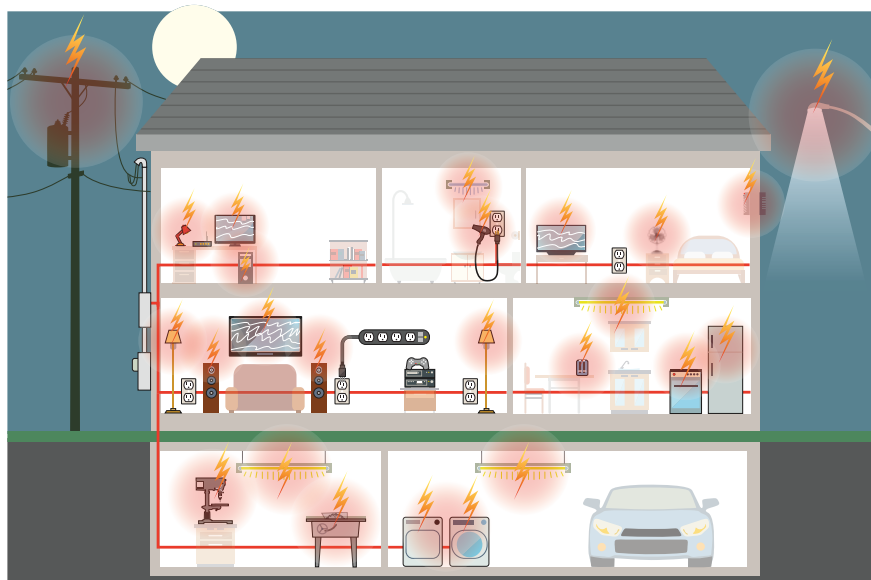
Predators devour Noise!

A *Predator* power filter will clean an area up to 3 meters along the same circuit because of its patented parallel circuit design.

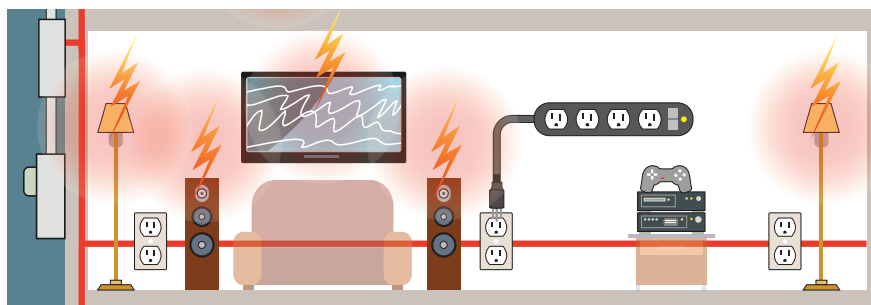
An efficient use of a *Predator* Noise Trap, as shown in the illustration, is to simply plug one into a power strip, providing cleaner power to *all* devices on the strip. MIT's *Predator* Series power filtration products feature our patented parallel AC *Filterpoles*, which include specially-tuned networks for eliminating reflected noise and converting it to harmless thermal heat, discharging it to ground.

The Solution is Parallel AC Filtering

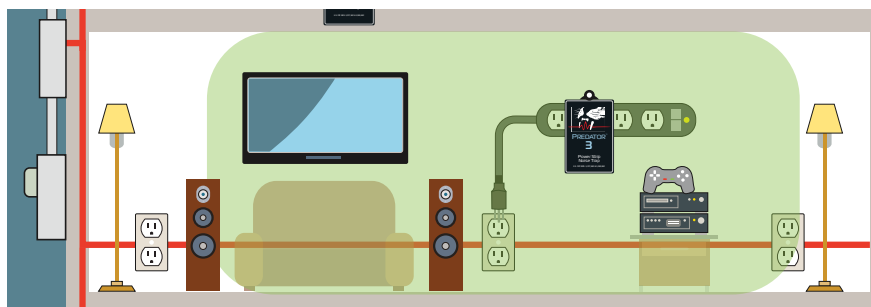
The *Predator* Series of power products from MIT uses patented parallel "AC Filterpoles"™; a tuned LCR technology. MIT Filterpole technology eliminates reflections by efficiently absorbing all forms of AC noise from the mains, and then converting it into harmless thermal heat. The result? Once the *Predator* circuitry is working to clean, condition and protect your AV system, you will instantly enjoy "blacker" blacks, better color saturation, and increased shadow detail; movie sound tracks will deliver dialog, Foley



AC noise sources are everywhere, both inside and outside, your home.



Audio and video AC noise from both home appliances and more will affect your system's performance!



The *Predator* AC Filter will devour noise on the same circuit in every direction for up to 3 meters.

sounds and background music with theater-like quality. Because your audio system now has a lowered noise floor, you will have pinpoint audio image placement within a lifelike soundstage, all with clear and authoritative bass.

4

Custom Speaker Installation

In-Wall Speaker Modules Section/Page

StyleLine In-Wall Speaker Modules 4.2

SI-Matrix In-Wall Speaker Modules 4.2

SI-Matrix Plus In-Wall Speaker Modules 4.2

Speaker Modules

AVt Speaker Modules 4.2

 These products ship within 24-48 hours

Get the sonic benefits of MIT speaker interfaces and a clean, simple installation! Music Interface Technologies is now offering StyleLine, SL-Matrix and SL-Matrix Plus, using Multipole™ Technology integrated onto easy-to-install electrical wall plates.

The MIT In-Wall Series:

- installs instantly
- includes 11, 15 or 21 poles of articulation (see page A1 for more on Multipole Technology).
- enables a neat and clean connection between amp/receiver and speaker
- includes “color-SKUed” solderless binding posts
- wall plates fit into standard J-Boxes
- Five-way binding posts for easy termination
- easily retrofit for future upgrades
- SL-Matrix accepts up to 12 gauge speaker wire

StyleLine In-Wall Module

Eleven poles of articulation in a neat, easy-to-install standard plate. Upgraded binding posts ensure a tight connection.

SKU	DESCRIPTION	QTY.	COLOR
CI-SLIW-WHT	StyleLine In-Wall Term.	1 pc.	White
CI-SLIW-BLK	"	"	Black
CI-SLIW-GRY	"	"	Grey


11X

Like 11X the Performance of Just Cable!

SL-Matrix In-Wall Module

Fifteen poles of articulation in a neat, easy-to-install standard plate. Heavy-duty binding posts ensure a tight connection.

SKU	DESCRIPTION	QTY.	COLOR
CI-SLMTRXINWS-WHT	SL-Matrix In-Wall Term.	1 pc.	White
CI-SLMTRXINWS-BLK	"	"	Black
CI-SLMTRXINWS-GRY	"	"	Grey


15X

Like 15X the Performance of Just Cable!

SL-Matrix Plus In-Wall Module

Twenty-one poles of articulation in a neat, easy-to-install standard plate. Heavy-duty binding posts ensure a tight connection.

SKU	DESCRIPTION	QTY.	COLOR
CI-SLMTRXINWSP-WHT	SL-Matrix Plus In-Wall Term.	1 pc.	White
CI-SLMTRXINWSP-BLK	"	"	Black
CI-SLMTRXINWSP-GRY	"	"	Grey



21X

Like 21X the Performance of Just Cable!

AVt Speaker Modules (Articulation Modules)

AVT® Multipole™ Technology with simple two wire in/two wire out connections. MIT's characteristic parallel technology is accomplished internally. Multipole technology in a modular package. Improve any standard two or four conductor installation. For Bi-Wire, use four conductor cable and two networks. Installs in seconds! Provided with Velcro® pads for installation on wall studs or other convenient surfaces.

SKU	DESCRIPTION	QUANTITY
CI-AVTS	AVt Universal Speaker Interface Module	1 Module


11X

Like 11X the Performance of Just Cable!

5 *SL USA* Audio Interfaces

SL-Matrix Interconnects

SL-Matrix 26

Single-Ended 5.2

XLR Balanced 5.2

SL-Matrix 36

Single-Ended 5.3

XLR Balanced 5.3

SL-Matrix 50

Single-Ended 5.4

XLR Balanced 5.4

SL-Matrix Speaker Interfaces

SL-Matrix 39

Single-Ended 5.5

Bi-Wired 5.5

SL-Matrix 70

Single-Ended 5.6

Bi-Wired 5.6

SL-Matrix 90

Single-Ended 5.7

Bi-Wired 5.7



These products ship within 7-10 days

About SL-Matrix Audio Interfaces

Get more of the music, presented exactly as the artists intended, with MIT SL-Matrix interfaces. The SL-Matrix Series of audio interfaces are the result of a two-year project to miniaturize and improve the hallmark MIT Multipole network systems.

The affordable SL-Matrix 39 speaker and SL-Matrix 26 audio interfaces excel in the all-important middle C to A 440Hz region for increased realism and naturalness of voices and musical instruments.

SL-Matrix 70 speaker interface and SL-Matrix 36 audio interfaces feature Poles of Articulation optimized through all ten audible octaves, centered about the central frequency of all Western music (A4 = 440 Hz). The audible result is the full realization of your source material's timbres and textures.

SL-Matrix 90 speaker and SL-Matrix 50 audio interfaces include additional Poles of Articulation in the network in which the musical intervals within each octave are optimized, resulting in a High Definition (HD) presentation.

SL-Matrix 26 Interconnect—RCA

SL-Matrix 26 interconnects (available in both balanced and single-ended configurations) are the result of a two-year project to miniaturize and improve the hallmark MIT network systems. SL-Matrix 26 audio interfaces excel in the all-important midrange octaves for increased realism and naturalness of voices and musical instruments. Special attention has been given to the critical region between middle C and A440Hz, where most vocal and solo instrument information resides. This adds to your enjoyment of both music and movies, as all of the fundamental frequencies and first several harmonics are presented in perfect balance with each other.


26X

Like 26X the Performance of Just Cable!

5

SKU	PRODUCT	LENGTH
SL-MTRX26I-1	SL-Matrix 26 Interconnect	1 m (3.3 ft.)
SL-MTRX26I-1.5	" " "	1.5 m (5 ft.)
SL-MTRX26I-2	" " "	2 m (6.6 ft.)
SL-MTRX26I-3	" " "	3 m (10 ft.)

Additional lengths available in 1 meter increments: Consult Price Sheet.


1/2 pairs available, packaged in bags.

SL-Matrix 26 Interconnect—Balanced XLR

SKU	PRODUCT	LENGTH
SL-MTRX26XLR-1	SL-Matrix 26 XLR Balanced	1 m (3.3 ft.)
SL-MTRX26XLR-1.5	" " "	1.5 m (5 ft.)
SL-MTRX26XLR-2	" " "	2 m (6.6 ft.)
SL-MTRX26XLR-3	" " "	3 m (10 ft.)

Additional lengths available in 1 meter increments:
Consult Price Sheet.

1/2 pairs available, packaged in bags.


27X

Like 27X the Performance of Just Cable!

Balanced (XLR) Connectors



Tip: Read about Multipole Technology on Page A1



SL-Matrix 36 Interconnect–RCA

The relative strength of harmonics relative to a note's fundamental frequency is what gives each instrument its characteristic tonal color. SL-Matrix 36 audio interfaces feature Poles of Articulation optimized through all ten audible octaves, centered about the central frequency of all Western music ($A4 = 440 \text{ Hz}$). SL-Matrix 36 interconnects then add numerous harmonics to each octave in proper proportion according to the physics of music. When multiple instruments are played together, accurate timbre for each is what develops musical density and texture, easily heard in live performances but very difficult to recreate with a music system. By reproducing at least seven harmonics in accurate balance, the timbre of each instrument can be completely realistically portrayed. When the highest frequencies are aligned in correct amplitude and time, the imaging and soundstage cues snap into focus and the recording setup and environment are clearly delineated in space.

SKU	PRODUCT	LENGTH
SL-MTRX36I-1	SL-Matrix 36 Interconnect	1 m (3.3 ft.)
SL-MTRX36I-1.5	" " "	1.5 m (5 ft.)
SL-MTRX36I-2	" " "	2 m (6.6 ft.)
SL-MTRX36I-3	" " "	3 m (10 ft.)

Additional lengths available in 1 meter increments: Consult Price Sheet.

1/2 pairs available, packaged in bags.



Close-up of the SL-Matrix 36 audio interconnect with adjustable impedance switching

SL-Matrix 36 Interconnect–Balanced XLR

SKU	PRODUCT	LENGTH
SL-MTRX36XLR-1	SL-Matrix 36 XLR Balanced	1 m (3.3 ft.)
SL-MTRX36XLR-1.5	" " "	1.5 m (5 ft.)
SL-MTRX36XLR-2	" " "	2 m (6.6 ft.)
SL-MTRX36XLR-3	" " "	3 m (10 ft.)

Additional lengths available in 1 meter increments: Consult Price Sheet.

1/2 pairs available, packaged in bags.



Balanced (XLR) Connectors

? What does Impedance Switching do? Read more on page A2



SL-Matrix 50 Interconnect–RCA

SL-Matrix 50 audio interfaces create additional poles of articulation in the network, optimizing the musical intervals within each octave, resulting in a High Definition (HD) presentation. The SL-Matrix 50 HD interconnects excel at maintaining the timbre of the individual building blocks of the musical foundation of the recording—the percussion and bass instruments—allowing your system to reveal the true textures of a musical piece from its foundation, on up. By controlling articulation from the deepest bass regions up through the critical middle C region and beyond, the natural harmonics of the percussion and bass instruments are maintained in their original and proper relation to their fundamental notes. This results in the timbre and textures of the rhythm section being faithfully presented as a whole. It is these critically essential textures that allow a system to recreate the layering of instruments within the soundstage—the ultimate end game in high-end audio, so sought after by audiophiles.

SKU	PRODUCT	LENGTH
SL-MTRX50I-1	SL-Matrix 50 Interconnect	1 m (3.3 ft.)
SL-MTRX50I-1.5	" " "	1.5 m (5 ft.)
SL-MTRX50I-2	" " "	2 m (6.6 ft.)
SL-MTRX50I-3	" " "	3 m (10 ft.)

Additional lengths available in 1 meter increments: Consult Price Sheet.
1/2 pairs available, packaged in bags.



Close-up of the SL-Matrix 50 audio interconnect with adjustable impedance switching

5

SL-Matrix 50 Interconnect–Balanced XLR

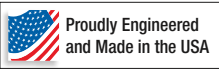
SKU	PRODUCT	LENGTH
SL-MTRX50XLR-1	SL-Matrix 50 XLR Balanced	1 m (3.3 ft.)
SL-MTRX50XLR-1.5	" " "	1.5 m (5 ft.)
SL-MTRX50XLR-2	" " "	2 m (6.6 ft.)
SL-MTRX50XLR-3	" " "	3 m (10 ft.)

Additional lengths available in 1 meter increments:
Consult Price Sheet.
1/2 pairs available, packaged in bags.



Balanced (XLR) Connectors

? What does Impedance Switching do? Read more on page A2



About SL-Matrix Audio Interfaces

Get more of the music, presented exactly as the artists intended, with MIT SL-Matrix interfaces. The SL-Matrix Series of audio interfaces are the result of a two-year project to miniaturize and improve the hallmark MIT Multipole network systems.

The affordable SL-Matrix 39 speaker and SL-Matrix 26 audio interfaces excel in the all-important middle C to A 440Hz region for increased realism and naturalness of voices and musical instruments.

SL-Matrix 70 speaker interface and SL-Matrix 36 audio interfaces feature Poles of Articulation optimized through all ten audible octaves, centered about the central frequency of all Western music (A4 = 440 Hz). The audible result is the full realization of your source material's timbres and textures.

SL-Matrix 90 speaker and SL-Matrix 50 audio interfaces include additional Poles of Articulation in the network in which the musical intervals within each octave are optimized, resulting in a High Definition (HD) presentation.

SL-Matrix 39 Speaker Interface

SL-Matrix 39 speaker interfaces are the result of a two-year project to miniaturize and improve the hallmark MIT network systems. SL-Matrix 39 speaker interfaces excel in the all-important midrange octaves for increased realism and naturalness of voices and musical instruments. Special attention has been given to the critical region between middle C and A440Hz, where most vocal and solo instrument information resides. This adds to your enjoyment of both music and movies, as all of the fundamental frequencies and first several harmonics are presented in perfect balance with each other.

Includes the iconn® interchangeable connector system (spades and banana connectors provided).



SKU	DESCRIPTION	LENGTH
SL-MTRX39S-8	SL-Matrix 39 Speaker Interface	8 feet
SL-MTRX39S-10	" " "	10 feet
SL-MTRX39S-12	" " "	12 feet
SL-MTRX39S-15	" " "	15 feet

iconn® Connectors Included!

Additional lengths available in 5 ft increments.

SL-Matrix 39 Bi-Wired Speaker Interface

SKU	DESCRIPTION	LENGTH
SL-MTRX39BW-8	SL-Matrix 39 Bi-Wired Speaker Interface	8 feet
SL-MTRX39BW-10	" " "	10 feet
SL-MTRX39BW-12	" " "	12 feet
SL-MTRX39BW-15	" " "	15 feet

Additional lengths available in 5 ft increments.

40X Like 40X the Performance of Just Cable!

iconn® Connectors Included!

With the iconn™ pin-base connector system, you can choose from either the provided spades or bananas. See Page 2.9



Tip: Read about the advantages of Bi-Wiring Technology on Page A2

SL-Matrix 70 Speaker Interface

The relative strength of harmonics relative to a note's fundamental frequency is what gives each instrument its characteristic tonal color. SL-Matrix 70 speaker interfaces feature Poles of Articulation optimized through all ten audible octaves, centered about the central frequency of all Western music (A4 = 440 Hz). SL-Matrix 70 interfaces then add numerous harmonics to each octave in proper proportion according to the physics of music. When multiple instruments are played together, accurate timbre for each is what develops musical density and texture, easily heard in live performances but very difficult to recreate with a music system. By reproducing at least seven harmonics in accurate balance, the timbre of each instrument can be completely realistically portrayed. When the highest frequencies are aligned in correct amplitude and time, the imaging and sound-stage cues snap into focus and the recording setup and environment are clearly delineated in space.

Includes the iconn® interchangeable connector system (spades and banana connectors provided).



70X Like 70X the Performance of Just Cable!

SKU	DESCRIPTION	LENGTH
SL-MTRX70S-8	SL-Matrix 70 Speaker Interface	8 feet
SL-MTRX70S-10	" " "	10 feet
SL-MTRX70S-12	" " "	12 feet
SL-MTRX70S-15	" " "	15 feet

iconn® Connectors Included!

5

Additional lengths available in 5 ft increments.

SL-Matrix 70 Bi-Wired Speaker Interface

SKU	DESCRIPTION	LENGTH
SL-MTRX70BW-8	SL-Matrix 70 Bi-Wired Speaker Interface	8 feet
SL-MTRX70BW-10	" " "	10 feet
SL-MTRX70BW-12	" " "	12 feet
SL-MTRX70BW-15	" " "	15 feet

Additional lengths available in 5 ft increments.

71X Like 71X the Performance of Just Cable!

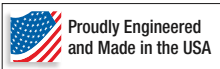
iconn® Connectors Included!

With the iconn™ pin-base connector system, you can choose from either the provided spades or bananas.

See Page 2.9

Bi-Wired

Tip: Read about the advantages of Bi-Wiring Technology on Page A2



SL-Matrix 90 Speaker Interface

SL-Matrix 90 speaker interfaces create additional poles of articulation in the network, optimizing the musical intervals within each octave, resulting in a High Definition (HD) presentation. SL-Matrix 90 interfaces excel at maintaining the timbre of the individual building blocks of the musical foundation of the recording—the percussion and bass instruments—allowing your system to reveal the true textures of a musical piece from its foundation, on up. By controlling articulation from the deepest bass regions up through the critical middle C region and beyond, the natural harmonics of the percussion and bass instruments are maintained in their original and proper relation to their fundamental notes. This results in the timbre and textures of the rhythm section being faithfully presented as a whole. It is these critically essential textures that allow a system to recreate the layering of instruments within the soundstage—the ultimate end game in high-end audio, so sought after by audiophiles.



90X Like 90X the Performance of Just Cable!

SKU	DESCRIPTION	LENGTH
SL-MTRX90S-8	SL-Matrix 90 Speaker Interface	8 feet
SL-MTRX90S-10	" " "	10 feet
SL-MTRX90S-12	" " "	12 feet
SL-MTRX90S-15	" " "	15 feet

iconn® Connectors Included!

Additional lengths available in 5 ft increments.

Matrix 90 Bi-Wire Speaker Interface

91X Like 91X the Performance of Just Cable!

SKU	DESCRIPTION	LENGTH
SL-MTRX90BW-8	SL-Matrix 90 Bi-Wired Speaker Interface	8 feet
SL-MTRX90BW-10	" " " "	10 feet
SL-MTRX90BW-12	" " " "	12 feet
SL-MTRX90BW-15	" " " "	15 feet

iconn® Connectors Included!

Additional lengths available in 5 ft increments.



Tip: Read about Multipole Technology on Page A1 or visit our MIT Cables YouTube Channel at youtube.com/mitcables



6 *Personal Audio*

Vero Headphone Amplifier	<i>Section/Page</i>
<i>Vero HA 50ex</i>	6.2

Vero Headphone Cables	
<i>Vero Full-Range Headphone Cable</i>	6.3
<i>Vero Reference Headphone Cable</i>	6.3

Vero Headphone Dongles	
<i>Vero Full-Range Dongle</i>	6.4
<i>Vero Reference Dongle</i>	6.4



These products ship within 5-7 days

Vero 50ex

High Current, Class A/B extended range Headphone Amp with Multipole™ Technology

The moniker *Vero 50ex* denotes 50 poles of articulation and the lower case "ex" calls attention to the extra performance provided by MIT Multipole™ technology. This is the first time Multipole™ has ever been used on active circuits. The results are nothing less than astonishing. Silent Power™ is delivered by three Rechargeable Lithium Ion batteries to create the deepest, blackest background. Similar to the experience of looking at stars from a remote mountain top, minute audio details are readily identified against the velvet black space battery power provides.

Features & Benefits:

- Silent Power™—Battery powered supply circuit for super low noise floor
- 3 Watts of class AB power
- 10k input impedance for high current applications
- 47 ohm output for enhanced stability
- Frequency response: +/- 1/2 dbu from 3Hz to 60kHz for any type of critical listening
- Gain = 13dB or a ratio of 20X for extra headroom
- Hi/Lo Gain Switch: for use with low impedance high sensitivity headphones to reduce circuit noise
- X talk -80 @ 1kHz keeps images crisp and clear
- 11.5" X 8.5" X 2.5" size makes use and storage easy and transporting easier
- 6.0 lbs— can sit on any surface without fear of overloading
- Signal to noise: >88dBu for best low level resolution
- 1/8th inch and RCA inputs for ease of use on most equipment
- 1/4 inch outputs are robust and extremely easy to use
- 4-pin XLR output included for premium connectivity
- Charger included



Vero 50ex Headphone Amp

SKU	DESCRIPTION	QTY.
HCA 50ex	Vero 50ex Headphone Amp	1 pc.



Silent Power™





Revolutionary Headphone Cabling System



The Vero headphone dongle and headphone cables are a logical extension and MIT's entry into the personal audio realm. All models include MIT's patented Multipole Technology, featured in MIT Cables' legendary audio interfaces. The dongles (see next page) are designed to complement your existing cable choice, and the headphone cable is designed on a silent (non-microphonic) cable group and jacket to provide quiet delivery of the audio signal without the added sounds of a cable rubbing on a collar or sleeve.

By using MIT's Multipole Technology, both the Vero Full Range and Vero Reference models will create a lifelike immersive listening experience against a deep black background. There are differences in the two designs for those who may have an mp3 based playback system or headphones that are more frugal by design, or for the audio enthusiast on a budget. For this reason, we offer two performance levels.



Vero Full Range Headphone Cable

Features & Benefits:

- *Multipole Technology—12 Poles of Articulation deliver MIT Cables' signature performance to your headphone system.*
- *Three-dimensional space where the background is black, silent and void of "walls".*
- *Reproduces natural timbre and textures, producing a greater sense of imaging, fine detail and micro dynamics.*
- *Available in: XLR, 1/4 inch and 3.5 terminations.*



Vero Full Range Headphone Cables are available in 1/4 inch, 3.5 and XLR terminations for *Audeze, Senheiser, Mr. Speaker, HiFi Man* and many other headphone models. Please refer to the grey pages at the back for a full list of availability and pricing.

Vero Reference Headphone Cable

Features & Benefits:

- *Multipole Technology—21 Poles of Articulation deliver MIT Cables' signature performance to your headphone system.*
- *Three-dimensional space where the background is black, silent and void of "walls".*
- *Reproduces natural timbre and textures, producing a greater sense of imaging, fine detail and micro dynamics.*
- *Available in: XLR, 1/4 inch and 3.5 terminations.*



Vero Full Range Headphone Cables are available in 1/4 inch, 3.5 and XLR terminations for *Audeze, Senheiser, Mr. Speaker, HiFi Man* and many other headphone models. Please refer to the grey pages at the back for a full list of availability and pricing.





Headphone Dongles featuring Multipole Technology

Easy to use. Vero “dongles” are designed to be used with any good headphone cable and provide the same outstanding performance described on the preceding page. Simply plug the Vero into your source, connect your existing headphone cable into the Vero “dongle”, and enjoy the performance!



Vero Full Range Dongle

Features & Benefits:

- Multipole Technology—12 Poles of Articulation deliver MIT Cables’ signature performance to your headphone cable.
- Three-dimensional space where the background is black, silent and void of “walls”.
- Reproduces natural timbre and textures, producing a greater sense of imaging, fine detail and micro dynamics.
- Available in: XLR, 1/4 inch and 3.5 terminations.



12x POLES OF ARTICULATION
MULTIPOLE

SKU	PRODUCT	QUANTITY
FRDONGLE .25-.25	Full Range Dongle .25 inch	One
FRDONGLE 3.5	Full Range Dongle 3.5	One
FRDONGLE MXLR-FXLR	Full Range Dongle XLR	One

Vero Reference Dongle

Features & Benefits:

- Multipole Technology—21 Poles of Articulation deliver MIT Cables’ signature performance to your headphone cable.
- Three-dimensional space where the background is black, silent and void of “walls”.
- Reproduces natural timbre and textures, producing a greater sense of imaging, fine detail and micro dynamics.
- Available in: XLR, 1/4 inch and 3.5 terminations.



21x POLES OF ARTICULATION
MULTIPOLE

SKU	PRODUCT	QUANTITY
REDONGLE .25-.25	Reference Dongle .25 inch	One
REDONGLE 3.5	Reference Dongle 3.5	One
REDONGLE MXLR-FXLR	Full Range Dongle	One



MIT Multipole™ Technology Explained

Discover what many recordings and film studios have known for the past 20 Years-- MIT Audio Interfaces deliver the highest degree of signal integrity!

Every audio cable, no matter the manufacturer, has a point along the audio bandwidth where the relationship of capacitance and inductance is most efficient at storing energy. We refer to this point of efficiency as an **Articulation Pole**. Electrically, articulation is a measure of the efficiency of a cable or network to store energy and transport power. This transportable power is used to move the speaker and produce sound. The more efficiently the energy is stored and then transported, the more natural the sound will be.

A cable that has its Articulation Pole tuned to a high frequency is described by audiophiles as “bright” or “fast.” Conversely, a cable that has its Articulation Pole tuned to a lower frequency would be described by audiophiles as “muddy” or “veiled.” MIT Cables’ interfaces are engineered to have multiple Articulation Poles.

Theoretically, if you could use three different cables at the same time, each with a different Articulation Pole, to interconnect two audio components together, you would have an interface with three Articulation Poles; one for the highs, one for the mids, and one for the lows. Together, they would work to transport the audio signal from component to component with more articulation. This is what MIT Cables accomplishes with its patented technology, to a much greater extent, within each engineered interface. We call this Multipole Technology. The benefit is more lifelike vocals and instruments, mid and high frequencies become less bright or tiring, voices are clear and understandable, and bass frequencies become tight and deep.

Graph A: Represents the bandwidth of an 88-key piano, highlighted in blue, as it compares to the audible range of the human ear. We will use this graph to describe how well a cable articulates across the audible bandwidth.

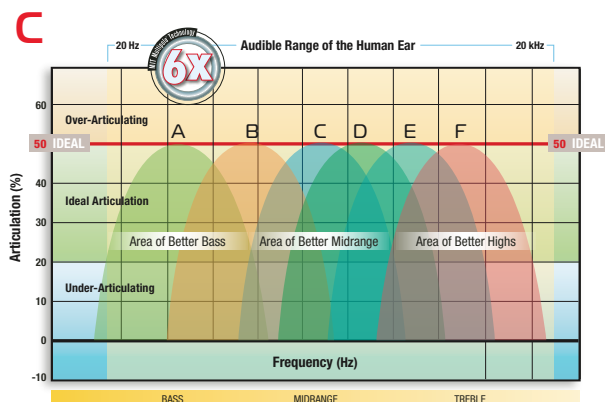
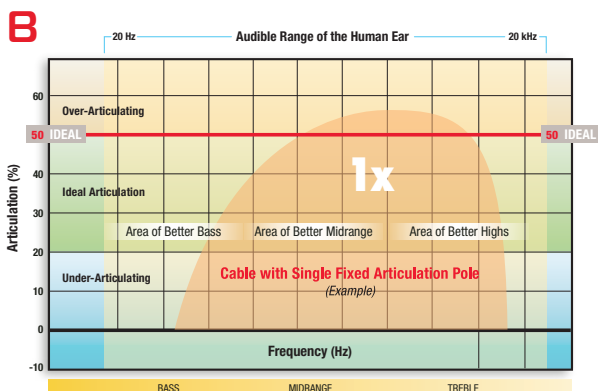
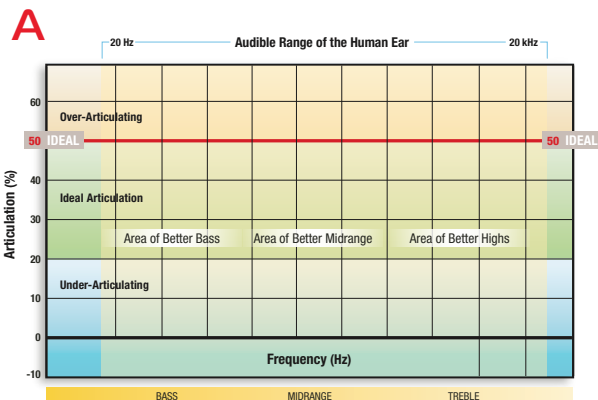
Graph B: Standard (single pole) cables have a relatively narrow region (yellow arch) where the cable is articulating ideally. Note that the blue area remaining is considered less than ideal in terms of articulation.

Graph C: Using MIT’s Patented Multipole™ network technology, MIT engineers add additional poles / points (6 shown) of articulation to further extend the articulation bandwidth of your audio system so that you may enjoy all of the music.

When choosing cables, look for the Multipole Technology logo with the performance rating. There, you will see how many articulation poles are in each MIT design. This simple feature will help you select the correct performance level for any system, with complete confidence and accuracy.

Multipole™ Technology.

It’s like having multiple cables in one!™



What does the Impedance Switch Do?




Impedance is the measure of the opposition that an electrical circuit presents to the passage of a current when a voltage is applied. In quantitative terms, it is the complex ratio of the voltage to the current in an alternating current (AC) circuit. It includes both the circuit's resistive, as well as reactive components.

It is well understood that a cable influences the performance of the individual components it is interfacing into a system. Volume output and high frequency loss are the first things that audiophiles notice when impedances are not optimized. MIT has also written papers regarding how the articulation response of the system is also influenced by impedance variations (Please refer to "The Effects of Audio Cable as Related to Articulation of Speech and Music", MIT White Paper No. 102, available on our web site under White Papers).

MIT's Selectable Impedance Networks allow the user to carefully match the cable's impedance to the input and output impedances for your hardware. This allows the user to optimize sonic performance, improving tonality, micro dynamics, image size and specificity, as well as soundstage proportions. This same technology is also available in our MA Series Phono Cables.

A



What is a balanced cable and why do I want it? When someone asks this question, they are usually referring to a cable with 3 pin XLR connectors. XLR connectors combined with a properly designed cable can provide **better noise rejection** and **potentially greater dynamics** than a single-ended cable (RCA). MIT takes conventional balanced cable design one step further by adding another path for the chassis ground. This additional path is independent of the earth ground that is inside the wire, **allowing MIT balanced cables to have the very best noise rejection and audio performance possible.**



Bi-wired Speaker Cables: MIT takes bi-wiring a step beyond, creating separate paths for the high and low frequencies by engineering networks for each frequency range.

MIT Bi-Wire technology delivers:

1. increased dynamic range, extended bass with increased bass weight, resolution and clarity.
2. better resolution of fine musical details, accurate sound staging and imaging.
3. greater transparency across the audible range.

What are MIT Filterpoles™?

Poles of Attenuation (Referenced in The Impedance Domain)

A properly built AC filter will not only attenuate un-wanted noise on the AC power line, but it will also optimize the power factor.

Power Factor is a (dimensionless) number between 0 and 1. When power factor is equal to 0, the energy flow is entirely reactive, and stored energy in the load returns to the source on each cycle. When the power factor is 1, all the energy supplied by the source is consumed by the load and nothing is reflected back to the source. **MIT was awarded a patent on this technology regarding audio in July 13, 1993: number 5,227,962.**

The best way to attenuate unwanted noise is to create a very low impedance (a zero of impedance across the load which acts as an attenuation pole to the noise) surrounding the frequency (or frequencies) of the undesirable noise. In the case of audio, that would be at any frequency other than the power line frequency. **This is best accomplished by placing a tuned circuit in parallel, around the load. MIT was awarded this patent on November 9, 1993: number 5,260,862.**



2C3D

Two-Channel, Three-Dimensional



2C3D provides the listener with the ability to engage a network not present in the original Oracle interfaces: a Two-Channel Three-Dimensional ("2C3D") circuit. 2C3D technology provides listeners with the opportunity to engage a second switch to activate this additional circuit board of tuned networks. Once 2C3D is engaged, the cables will launch energy into the room creating a more physical and immersive experience, much like recalling the "feel" of a live musical performance.

Besides the exquisite tonal character and natural timbre of the 2C3D experience, this feature can help you believe you're in the same "air space" as the performers, prolonging the suspension of disbelief. Listeners report perceiving the energy of a performance fill the room on a crescendo, while cascading away during a pianissimo, then to an absolute black silence. The result of this improvement is the "best seat in the house just got a whole lot better".

A

MIT Cables Limited Lifetime Warranty

MIT Cables Limited Lifetime warranty requires your activation. The warranty period is 90 days from the date of purchase by the original purchaser from an authorized MIT Dealer. For extended Limited Lifetime Warranty on Cable products, simply register your Cable product online, or by US post.

Z series noise filtration systems are covered automatically for 90 days, and extended to 12 months by completing the online registration process, or by US post.

Manufacturer warrants that MIT products shall be free from defects in materials and workmanship for the life of the warranty period. At manufacturer's option, Manufacturer will repair or replace, without additional charge, any product covered hereby that does not comply with this limited warranty.

Manufacturer makes no warranty, express or implied, other than that stated herein. Manufacturer's liability for any loss of claim, including a claim for breach of the warranty of merchantability or any other warranty, including this limited warranty, shall be limited solely and exclusively to replacement or repair of the defective product covered hereby. In no event shall Manufacturer be liable for any other damage, including special, incidental, consequential, or exemplary damages.

This warranty shall be voided in the event the purchaser alters or tampers with the product in any way or uses the product for any purpose other than that for which it is intended, or in any way not in compliance with the instructions contained in the Owners manual (brochure).

Limited Lifetime Warranty - Life of Product

By registering your MIT product within 90 days of purchase, your MIT product warranty will be extended to Limited Lifetime, or to 12 months for *Z series* filters, to the original owner. To register online please go to <http://www.mitcables.com> and complete the online form. If you prefer to mail it, you can fill out the enclosed warranty card and return it to MIT.

IMPORTANT: Oracle Series products MUST INCLUDE THE SERIAL NUMBER to extend to Limited Lifetime Warranty

FAILURE TO REGISTER WILL RESULT IN THE WARRANTY PERIOD BEING LIMITED TO A PERIOD OF 90 DAYS ONLY

©2019 CVTL, Inc. MIT® products are manufactured and sold exclusively by CVTL, Inc. and are protected by one or more of the following U.S. Patents: 4,994,686; 4,718,100; 5,142,252; 5,227,962; 5,260,862; 5,412,356; 5,791,919; 5,920,410; 5,920,468; 5,956,410; 6,658,119; 7,242,780 and D 314,551; D317,292; D317,293; D462,324; D456,775; D446,778; D436,935.
Other patents pending.



MIT® products are manufactured and sold by CVTL, Inc.

4130 Citrus Ave #9, Rocklin, CA, USA 95677 Phone: 916/625-0129 Fax: 916/625-0149 www.mitcables.com